

# 1460 Series

## LED Architectural Up / Down Wall Mount

Type:

Catalog Number:

Project/Location:

Approved By:

### SPECIFICATIONS

**Housing:** Heavy-duty construction of corrosion resistant die cast aluminum. Stainless steel hardware.

**Gasket:** Closed cell silicone foam gasket. Seals out moisture, dust, and insects for weather-tight operation.

**Mounting:** "Quick Mount" plate for easy mounting over standard J-box.

**Lens:** Tempered 1/8" thick clear glass, retained with die cast aluminum door frame.

**Driver:** Constant current and Universal input voltage 120-277V, 50-60Hz line voltage frequency. Operating temperature -20°C to 40°C, Power Factor  $\geq .90$ .

**LED:** Specify amber (A), blue (B), green (G), red (R), or 3000 (30K), 3500 (35K), 4000 (40K), and 5000K (50K). 40K Standard.

**Lumens:** 3000.

**Finish/Colors:** Zinc based primer with polyester powder coat finish in Matte Black (MB), Matte White (MW), Matte Bronze (BZ), Silver Gray (SG), or a custom color (CC).

**Testing:** LM79, LM80, ETL.

Conforms to UL Standard 1598. Suitable for wet locations.

### Distribution:

FT Forward throw                      ST Standard throw  
WT Wide throw                          UD Up and Down

See options page for additional information or consult factory.

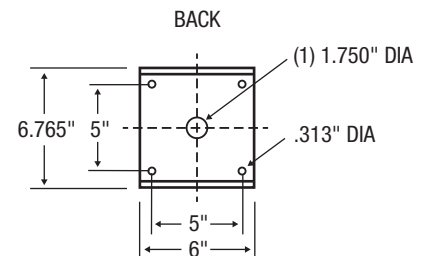
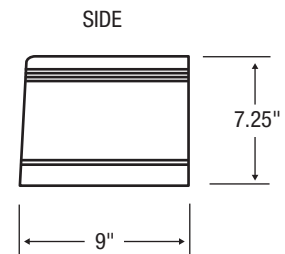
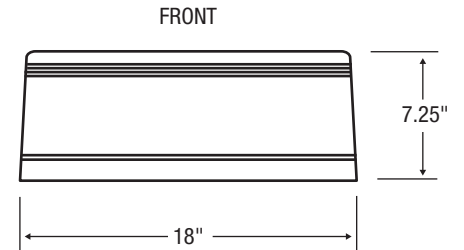


Series	Source	Wattage/Max
1460	LED	40W-U/D or 28W-D

### ORDERING EXAMPLE

1460 - D - 28WLED - 40K - 120 - MB

1460 - UD - 18/18WLED - 40K - 120 - MB



## ELCAST LIGHTING

815 S. Kay Ave., Addison, IL 60101 USA • 630.543.5390  
www.ElcastLtg.com • ElcastLtg@ElcastLtg.com

**Made in USA** – 5 year limited warranty

©2017. Specifications are subject to change without notice. Consult factory for verification.

REV 04-19