

6005 Series

LED Architectural Up or Down Wall Mount

Type:

Catalog Number:

Project/Location:

Approved By:

SPECIFICATIONS

Housing: Heavy-gauge corrosion resistant cast aluminum housing. Stainless steel hardware.

Gasket: Closed cell silicone foam gasket. Seals out moisture, dust, and insects for weather-tight operation.

Mounting: Surface wall with supplied quick mount plate.

Lens: 1/8" thick UV stabilized white acrylic lens.

Driver: Constant current and Universal input voltage 120-277V, 50-60Hz line voltage frequency. Operating temperature -20°C to 40°C, Power Factor $\geq .90$.

LED: Specify amber (A), blue (B), green (G), red (R), or 3000 (30K), 3500 (35K), 4000 (40K), and 5000 (50K) – 40K standard.

Lumens: 1200.

Finish/Colors: Zinc based primer with polyester powder coat finish in Matte Black (MB), Matte White (MW), Matte Bronze (BZ), Silver Gray (SG), or a custom color (CC).

Testing: LM79, LM80, ETL.

Conforms to UL Standard 1598. Suitable for wet locations.


See options page for additional information or consult factory.



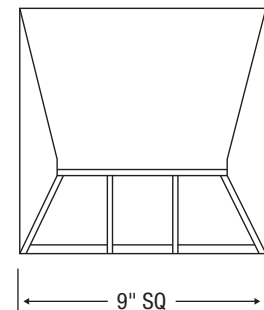
Series	Source	Wattage/Max
6005	LED	15W

ORDERING EXAMPLE

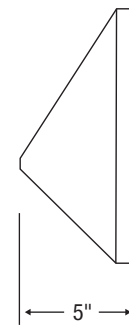
6005 – 15WLED – 40K – 120 – SG



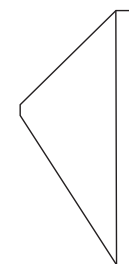
FRONT



SIDE



OPTIONAL UPLIGHT – UP



ELCAST LIGHTING

815 S. Kay Ave., Addison, IL 60101 USA • 630.543.5390
www.ElcastLtg.com • ElcastLtg@ElcastLtg.com

Made in USA – 5 year limited warranty

©2017. Specifications are subject to change without notice. Consult factory for verification.

REV 09-18